Data and Graphs

Exit Ticket 3.1: Sort and count into three groups

Name _____ **Exit Ticket 3.1**

1. Sort and count. Write how many.



2. Which has the most? Circle it.

I can sort things and count each group.

Name _____ **Exit Ticket 3.1**

1. Sort and count. Write how many.



2. Which has the most? Circle it.

I can sort things and count each group.

Name _____ **Exit Ticket 3.1**

1. Sort and count. Write how many.



2. Which has the most? Circle it.

I can sort things and count each group.

Name _____ **Exit Ticket 3.1**

1. Sort and count. Write how many.



2. Which has the most? Circle it.

I can sort things and count each group.

© 2026 Eggroll Games

Data and Graphs

Exit Ticket 3.2: Tally marks

Name _____ **Exit Ticket 3.2**

1. Write how many tally marks.

2. Draw tally marks for 19.

I can read and make tally marks.

Name _____ **Exit Ticket 3.2**

1. Write how many tally marks.

2. Draw tally marks for 19.

I can read and make tally marks.

Name _____ **Exit Ticket 3.2**

1. Write how many tally marks.

2. Draw tally marks for 19.

I can read and make tally marks.

Name _____ **Exit Ticket 3.2**

1. Write how many tally marks.

2. Draw tally marks for 19.

I can read and make tally marks.

© 2026 Eggroll Games

Data and Graphs

Exit Ticket 3.3: Ask a question, collect the answers

Name _____ **Exit Ticket 3.3**

1. Make a tally mark for each answer. Write the totals.

Which animal do you like best?

	Tally	Total

2. How many children answered?

☐ children

I can collect answers with tally marks. ☺ 😐 ☹

Name _____ **Exit Ticket 3.3**

1. Make a tally mark for each answer. Write the totals.

Which animal do you like best?



	Tally	Total

2. How many children answered?

☐ children

I can collect answers with tally marks. ☺ 😐 ☹

Name _____ **Exit Ticket 3.3**

1. Make a tally mark for each answer. Write the totals.

Which animal do you like best?



	Tally	Total

2. How many children answered?

☐ children

I can collect answers with tally marks. ☺ 😐 ☹

Name _____ **Exit Ticket 3.3**

1. Make a tally mark for each answer. Write the totals.

Which animal do you like best?



	Tally	Total

2. How many children answered?

☐ children

I can collect answers with tally marks. ☺ 😐 ☹

© 2026 Eggroll Games

Data and Graphs

Exit Ticket 3.4: Picture graphs

Name _____ **Exit Ticket 3.4**

1. Write how many in each row.

Toys in the Toy Box

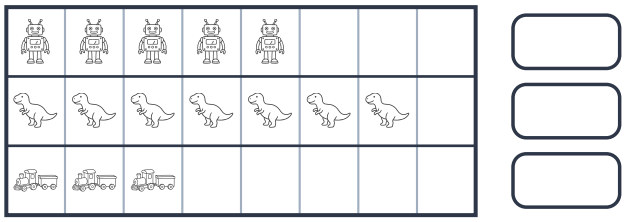

2. Circle the toy with the fewest.

I can read a picture graph.

Name _____ **Exit Ticket 3.4**

1. Write how many in each row.

Toys in the Toy Box

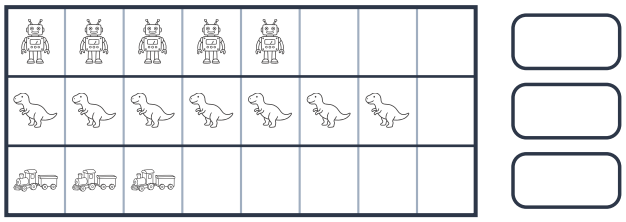

2. Circle the toy with the fewest.

I can read a picture graph.

Name _____ **Exit Ticket 3.4**

1. Write how many in each row.

Toys in the Toy Box

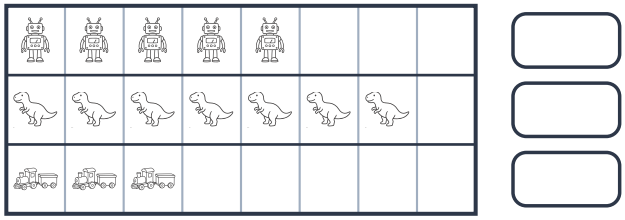

2. Circle the toy with the fewest.

I can read a picture graph.

Name _____ **Exit Ticket 3.4**

1. Write how many in each row.

Toys in the Toy Box

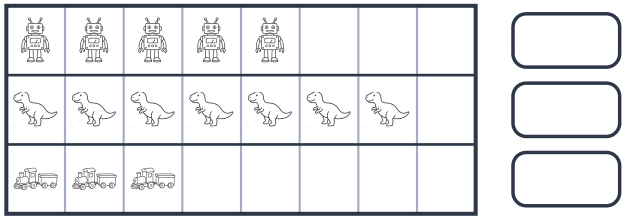

2. Circle the toy with the fewest.

I can read a picture graph.

© 2026 Eggroll Games

Data and Graphs

Exit Ticket 3.5: Read a bar graph

Name _____ **Exit Ticket 3.5**

1. Write how many for each bar.

Favorite Vegetable

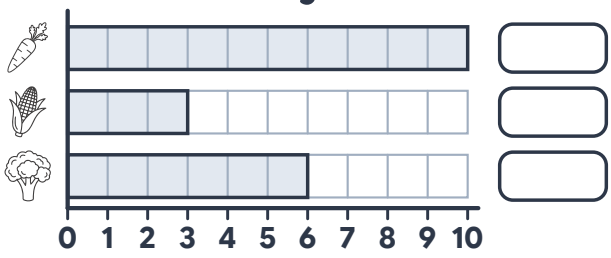

2. Which bar shows **6**? Circle it.

I can read a bar graph.

Name _____ **Exit Ticket 3.5**

1. Write how many for each bar.

Favorite Vegetable

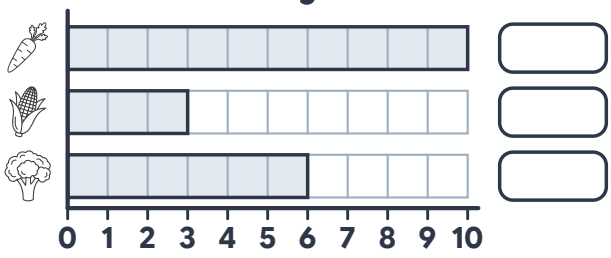

2. Which bar shows **6**? Circle it.

I can read a bar graph.

Name _____ **Exit Ticket 3.5**

1. Write how many for each bar.

Favorite Vegetable

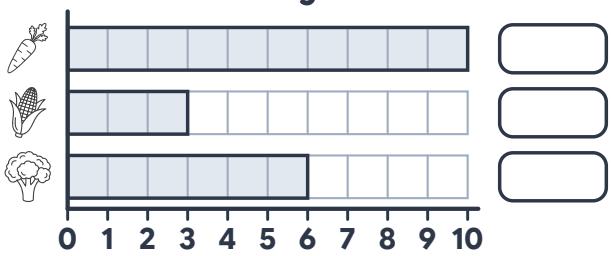

2. Which bar shows **6**? Circle it.

I can read a bar graph.

Name _____ **Exit Ticket 3.5**

1. Write how many for each bar.

Favorite Vegetable

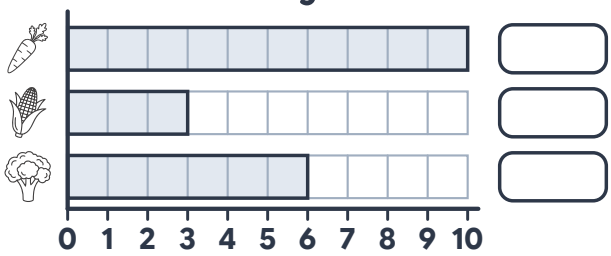

2. Which bar shows **6**? Circle it.

I can read a bar graph.

© 2026 Eggroll Games

Data and Graphs

Exit Ticket 3.6: Make a bar graph from tallies

Name _____ **Exit Ticket 3.6**

1. Color one box for each tally mark.

	Tally
	𝍸 I
	III
	𝍸

Balls in the Gym

0 1 2 3 4 5 6 7 8

2. Which bar is longest? Circle it.

I can make a bar graph from tally marks.

Name _____ **Exit Ticket 3.6**

1. Color one box for each tally mark.

	Tally
	𝍸 I
	III
	𝍸

Balls in the Gym

0 1 2 3 4 5 6 7 8

2. Which bar is longest? Circle it.

I can make a bar graph from tally marks.

Name _____ **Exit Ticket 3.6**

1. Color one box for each tally mark.

	Tally
	𝍸 I
	III
	𝍸

Balls in the Gym

0 1 2 3 4 5 6 7 8

2. Which bar is longest? Circle it.

I can make a bar graph from tally marks.

Name _____ **Exit Ticket 3.6**

1. Color one box for each tally mark.

	Tally
	𝍸 I
	III
	𝍸

Balls in the Gym

0 1 2 3 4 5 6 7 8

2. Which bar is longest? Circle it.

I can make a bar graph from tally marks.

© 2026 Eggroll Games

Data and Graphs

Exit Ticket 3.7: How many more, fewer, in all

Name _____ **Exit Ticket 3.7**

1. How many more bears than owls?

Animals in the Woods



more

2. How many fewer owls than snakes? How many animals in all?

fewer

in all

I can find how many more, fewer and in all.

Name _____ **Exit Ticket 3.7**

1. How many more bears than owls?

Animals in the Woods



more

2. How many fewer owls than snakes? How many animals in all?

fewer

in all

I can find how many more, fewer and in all.

Name _____ **Exit Ticket 3.7**

1. How many more bears than owls?

Animals in the Woods



more

2. How many fewer owls than snakes? How many animals in all?

fewer

in all

I can find how many more, fewer and in all.

Name _____ **Exit Ticket 3.7**

1. How many more bears than owls?

Animals in the Woods



more

2. How many fewer owls than snakes? How many animals in all?

fewer

in all

I can find how many more, fewer and in all.

© 2026 Eggroll Games

Data and Graphs

Exit Ticket 3.8: Sort with a Venn diagram

Name _____ **Exit Ticket 3.8**

1. Draw a line from each picture to where it goes.

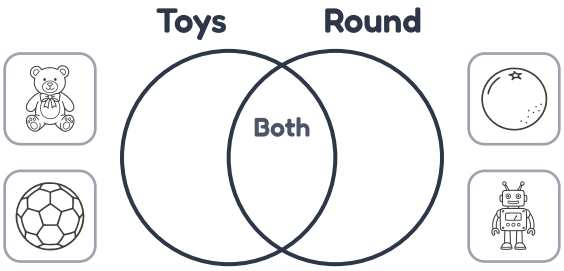

2. Where does this go? Circle one.

Toys Both Round

I can sort pictures with a Venn diagram.

Name _____ **Exit Ticket 3.8**

1. Draw a line from each picture to where it goes.

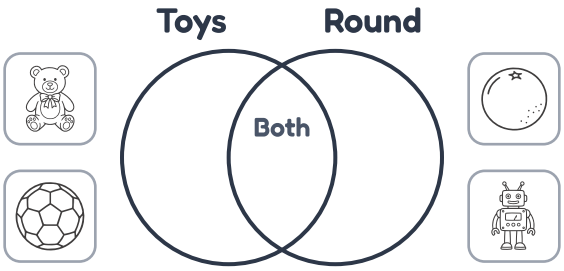

2. Where does this go? Circle one.

Toys Both Round

I can sort pictures with a Venn diagram.

Name _____ **Exit Ticket 3.8**

1. Draw a line from each picture to where it goes.

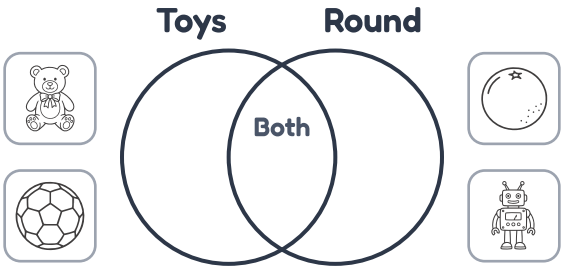

2. Where does this go? Circle one.

Toys Both Round

I can sort pictures with a Venn diagram.

Name _____ **Exit Ticket 3.8**

1. Draw a line from each picture to where it goes.

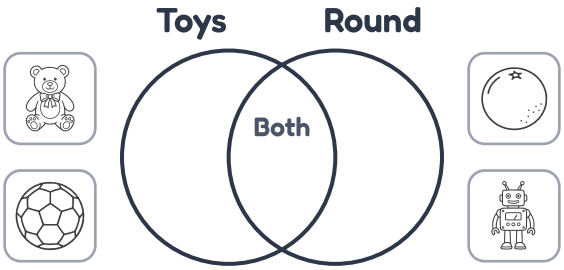

2. Where does this go? Circle one.

Toys Both Round

I can sort pictures with a Venn diagram.

© 2026 Eggroll Games

ANSWER KEY

Data and Graphs

Exit Ticket 3.1: Sort and count into three groups

Name _____ **Exit Ticket 3.1**

1. Sort and count. Write how many.



4

2

5

2. Which has the most? Circle it.

I can sort things and count each group.

Name _____ **Exit Ticket 3.1**

1. Sort and count. Write how many.



4

2

5

2. Which has the most? Circle it.

I can sort things and count each group.

Name _____ **Exit Ticket 3.1**

1. Sort and count. Write how many.



4

2

5

2. Which has the most? Circle it.

I can sort things and count each group.

Name _____ **Exit Ticket 3.1**

1. Sort and count. Write how many.



4

2

5

2. Which has the most? Circle it.

I can sort things and count each group.

© 2026 Eggroll Games

Data and Graphs

Exit Ticket 3.2: Tally marks

Name _____ **Exit Ticket 3.2**

1. Write how many tally marks.

2. Draw tally marks for 19.

I can read and make tally marks.

Name _____ **Exit Ticket 3.2**

1. Write how many tally marks.

2. Draw tally marks for 19.

I can read and make tally marks.

Name _____ **Exit Ticket 3.2**

1. Write how many tally marks.

2. Draw tally marks for 19.

I can read and make tally marks.

Name _____ **Exit Ticket 3.2**

1. Write how many tally marks.

2. Draw tally marks for 19.

I can read and make tally marks.

© 2026 Eggroll Games

Data and Graphs

Exit Ticket 3.3: Ask a question, collect the answers

Name _____ **Exit Ticket 3.3**

1. Make a tally mark for each answer. Write the totals.

Which animal do you like best?

	Tally	Total
	III	3
	~~IIII~~ I	6
	II	2

2. How many children answered?

11 children

I can collect answers with tally marks.

Name _____ **Exit Ticket 3.3**

1. Make a tally mark for each answer. Write the totals.

Which animal do you like best?



	Tally	Total
	III	3
	~~IIII~~ I	6
	II	2

2. How many children answered?

11 children

I can collect answers with tally marks.

Name _____ **Exit Ticket 3.3**

1. Make a tally mark for each answer. Write the totals.

Which animal do you like best?



	Tally	Total
	III	3
	~~IIII~~ I	6
	II	2

2. How many children answered?

11 children

I can collect answers with tally marks.

Name _____ **Exit Ticket 3.3**

1. Make a tally mark for each answer. Write the totals.

Which animal do you like best?



	Tally	Total
	III	3
	~~IIII~~ I	6
	II	2

2. How many children answered?

11 children

I can collect answers with tally marks.

© 2026 Eggroll Games

Data and Graphs

Exit Ticket 3.4: Picture graphs

Name _____ **Exit Ticket 3.4**

1. Write how many in each row.

Toys in the Toy Box

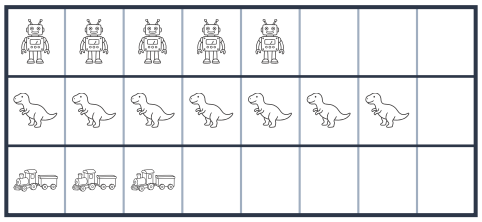

5

7

3

2. Circle the toy with the fewest.

I can read a picture graph.

Name _____ **Exit Ticket 3.4**

1. Write how many in each row.

Toys in the Toy Box



5

7

3

2. Circle the toy with the fewest.

I can read a picture graph.

Name _____ **Exit Ticket 3.4**

1. Write how many in each row.

Toys in the Toy Box



5

7

3

2. Circle the toy with the fewest.

I can read a picture graph.

Name _____ **Exit Ticket 3.4**

1. Write how many in each row.

Toys in the Toy Box



5

7

3

2. Circle the toy with the fewest.

I can read a picture graph.

ANIMAL MATH

Find worksheets, teacher tools, and more at animalmath.com

© 2026 Eggroll Games

Data and Graphs

Exit Ticket 3.5: Read a bar graph

Name _____ **Exit Ticket 3.5**

1. Write how many for each bar.

Favorite Vegetable

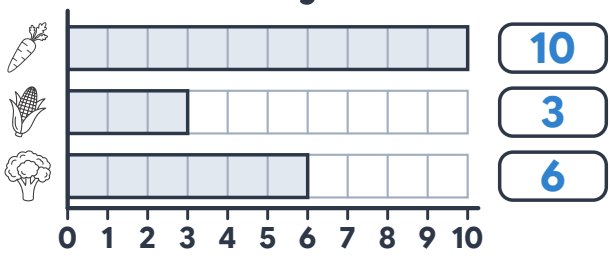

2. Which bar shows **6**? Circle it.

I can read a bar graph.

Name _____ **Exit Ticket 3.5**

1. Write how many for each bar.

Favorite Vegetable

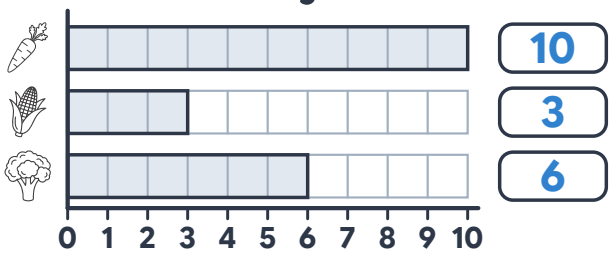

2. Which bar shows **6**? Circle it.

I can read a bar graph.

Name _____ **Exit Ticket 3.5**

1. Write how many for each bar.

Favorite Vegetable

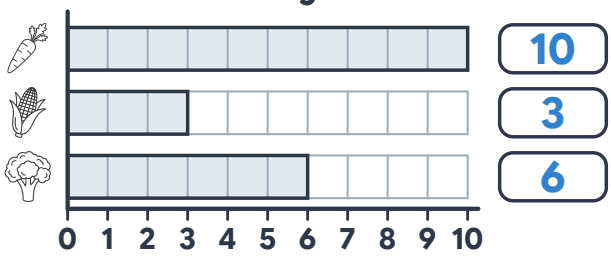

2. Which bar shows **6**? Circle it.

I can read a bar graph.

Name _____ **Exit Ticket 3.5**

1. Write how many for each bar.

Favorite Vegetable

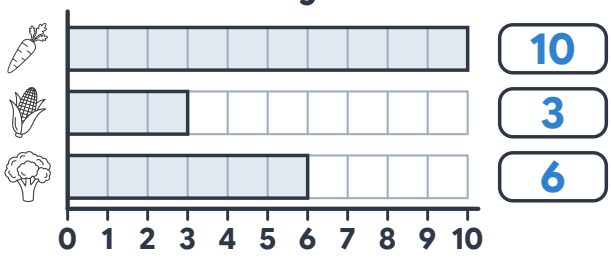

2. Which bar shows **6**? Circle it.

I can read a bar graph.

© 2026 Eggroll Games

Data and Graphs

Exit Ticket 3.6: Make a bar graph from tallies

Name _____ **Exit Ticket 3.6**

1. Color one box for each tally mark.

	Tally
	𝍸 I
	III
	𝍸

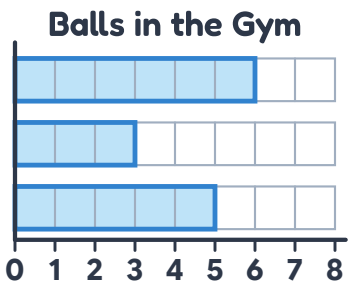

2. Which bar is longest? Circle it.

I can make a bar graph from tally marks.

Name _____ **Exit Ticket 3.6**

1. Color one box for each tally mark.

	Tally
	𝍸 I
	III
	𝍸

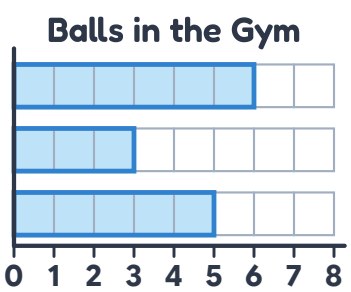

2. Which bar is longest? Circle it.

I can make a bar graph from tally marks.

Name _____ **Exit Ticket 3.6**

1. Color one box for each tally mark.

	Tally
	𝍸 I
	III
	𝍸

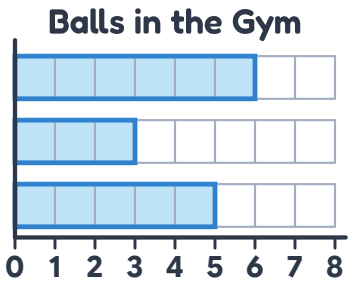

2. Which bar is longest? Circle it.

I can make a bar graph from tally marks.

Name _____ **Exit Ticket 3.6**

1. Color one box for each tally mark.

	Tally
	𝍸 I
	III
	𝍸

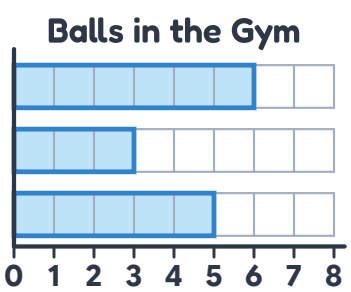

2. Which bar is longest? Circle it.

I can make a bar graph from tally marks.

ANIMAL MATH

Find worksheets, teacher tools, and more at animalmath.com

© 2026 Eggroll Games

Data and Graphs

Exit Ticket 3.7: How many more, fewer, in all

Name _____ **Exit Ticket 3.7**

1. How many more bears than owls?

Animals in the Woods



4 more

2. How many fewer owls than snakes? How many animals in all?

3 fewer **13** in all

I can find how many more, fewer and in all.

Name _____ **Exit Ticket 3.7**

1. How many more bears than owls?

Animals in the Woods



4 more

2. How many fewer owls than snakes? How many animals in all?

3 fewer **13** in all

I can find how many more, fewer and in all.

Name _____ **Exit Ticket 3.7**

1. How many more bears than owls?

Animals in the Woods



4 more

2. How many fewer owls than snakes? How many animals in all?

3 fewer **13** in all

I can find how many more, fewer and in all.

Name _____ **Exit Ticket 3.7**

1. How many more bears than owls?

Animals in the Woods



4 more

2. How many fewer owls than snakes? How many animals in all?

3 fewer **13** in all

I can find how many more, fewer and in all.

© 2026 Eggroll Games

Data and Graphs

Exit Ticket 3.8: Sort with a Venn diagram

Name _____ **Exit Ticket 3.8**

1. Draw a line from each picture to where it goes.

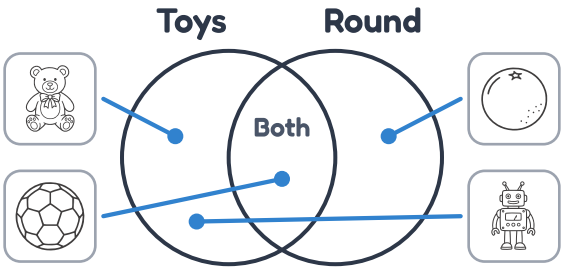

2. Where does this go? Circle one.

Toys Both **Round**

I can sort pictures with a Venn diagram.

Name _____ **Exit Ticket 3.8**

1. Draw a line from each picture to where it goes.

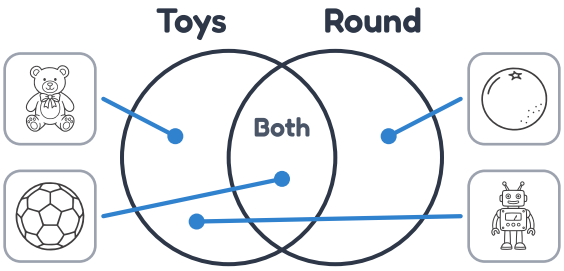

2. Where does this go? Circle one.

Toys Both **Round**

I can sort pictures with a Venn diagram.

Name _____ **Exit Ticket 3.8**

1. Draw a line from each picture to where it goes.

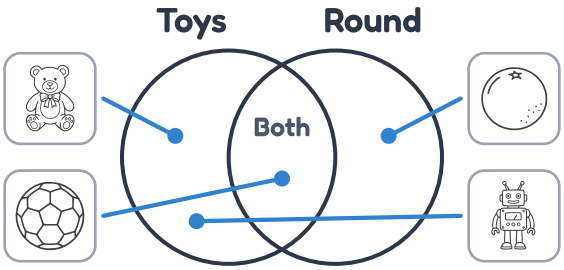

2. Where does this go? Circle one.

Toys Both **Round**

I can sort pictures with a Venn diagram.

Name _____ **Exit Ticket 3.8**

1. Draw a line from each picture to where it goes.

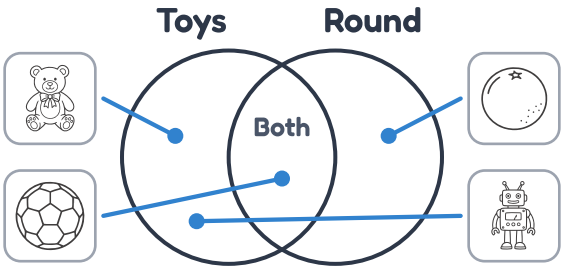

2. Where does this go? Circle one.

Toys Both **Round**

I can sort pictures with a Venn diagram.

© 2026 Eggroll Games